



Superyacht Guide Intelligence Report 2026

Fleet data, builder rankings, yacht size segments, financial estimates and service-market opportunity.

<p>7,376 Yacht profiles</p>	<p>1,941 Yachts 40m+</p>	<p>68 Yachts 100m+</p>
<p>€123.092bn Estimated fleet-value signal</p>	<p>€18.464bn Estimated annual spend at 15%</p>	<p>20 Known value records</p>

Generated from live Superyacht Guide database figures on 15 May 2026.

www.superyachtguide.com | Superyacht Guide Intelligence

Copyright and legal notice

Copyright © 2026 Superyacht Guide. All rights reserved. This public intelligence report is provided for general information, editorial context and business research purposes only.

The figures in this report are generated from records held in the Superyacht Guide database. The database includes public fleet profiles, draft records, structured imports, official-source research and editorial data enrichment. Figures may change as yacht records, builder links, dimensions, values, images and verification status are updated.

Estimated yacht values and operating-spend figures are editorial market-intelligence estimates only. They are not audited financial data, formal yacht valuations, sale prices, insured values, tax advice, investment advice, technical survey findings, class approval, safety certification or proof of seaworthiness.

Superyacht Guide welcomes factual corrections, updated specifications, official images and source references from owners, captains, builders, brokers, managers and companies.

Executive summary











Superyacht Guide Intelligence uses structured yacht records to present market signals for the superyacht industry. The report summarises yacht count, size distribution, fleet age, builder rankings, build-country data, large-yacht segments, estimated financial signals and service-market opportunities for shipyards, brokers, marinas, refit yards, suppliers and service providers.

Live fleet summary

Metric	Value
Total yacht profiles	7,376
Live/public yacht pages	1,274
Public image-approved fleet	1,140
Draft/unpublished yacht pages	6,102
Yachts 24m+	7,016
Yachts 30m+	4,477
Yachts 40m+	1,941
Yachts 50m+	921
Yachts 60m+	526
Yachts 80m+	173
Yachts 100m+	68
Average recorded length	37.01m
Maximum recorded length	180.6m

Fleet by length band



Length-band analysis helps identify fleet scale, berth requirements, refit opportunity and service demand by yacht size.






Yacht profiles by length band		
Under 24m		188
24–29.9m		2,539
30–39.9m		2,536
40–49.9m		1,020
50–59.9m		395
60–69.9m		225
70–79.9m		128
80–89.9m		74
90–99.9m		31
100m+		68

Length band	Yachts tracked	Average length
Under 24m	188	15.18m
24–29.9m	2,539	27.29m
30–39.9m	2,536	34.01m
40–49.9m	1,020	44.58m
50–59.9m	395	54.10m
60–69.9m	225	63.49m
70–79.9m	128	74.30m
80–89.9m	74	83.50m
90–99.9m	31	93.63m
100m+	68	124.83m
Unknown	172	—

Fleet by age band

Fleet age is a useful lifecycle signal for refit, survey, brokerage, management and supplier opportunity.

Yacht profiles by age band		
0–5 years		1,352
6–10 years		1,034

11–15 years		894
16–20 years		1,243
21–30 years		1,160
30+ years		1,489
Unknown		204

Age band	Yachts tracked
0–5 years	1,352
6–10 years	1,034
11–15 years	894
16–20 years	1,243
21–30 years	1,160
30+ years	1,489
Unknown	204

Top builders by yacht count

Builder rankings are based on current yacht records linked to active builder company profiles.

Builder	Yachts	Average length	Largest yacht
Feadship	432	36.55m	118.80m
Sanlorenzo	411	32.26m	73.00m
Sunseeker	340	29.86m	47.25m
Azimut Yachts	313	29.99m	38.22m
Benetti SpA	276	42.37m	108.00m
Custom Line	206	33.01m	49.94m
Riva S.p.A.	154	29.87m	49.90m
Princess Yachts	142	28.14m	40.20m
Ferretti Yachts	137	27.50m	30.13m
Overmarine Group SPA	121	36.39m	54.00m
Heesen Yachts	98	44.74m	80.07m
Horizon Yachts	96	30.05m	41.45m
Amels	95	61.54m	120.00m
Moonen Yachts	92	32.91m	38.16m
Ocean Alexander	88	29.82m	35.90m
Gulf Craft	77	34.90m	54.37m
Baglietto	76	45.90m	55.00m
Pershing S.p.a.	76	29.26m	43.30m
Codecasa	75	42.32m	65.00m
CRN Yachts	73	48.90m	80.50m

Build country intelligence

Country-level yacht data helps show where the tracked yacht-building fleet is concentrated.

Country	Yachts tracked
Italy	2,914
Netherlands	828
United Kingdom	640
United States	625
Turkey	438
Unknown	374
Taiwan	316
Germany	191
France	110
United Arab Emirates	98
China	96
New Zealand	87
Spain	79
Australia	77
Finland	60
Canada	55
Brazil	43
South Africa	40
Greece	35
Croatia	27
Japan	26
Poland	24
Denmark	23
Sweden	20
Hong Kong	20

Large yacht segment

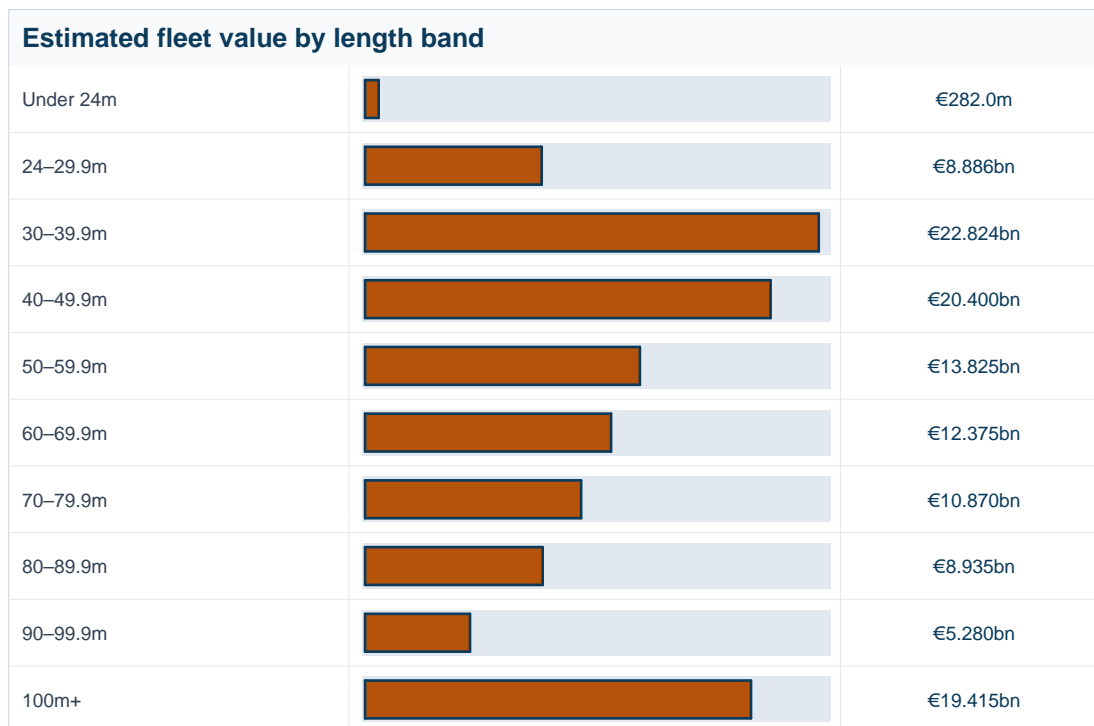
Segment	Yachts tracked
Yachts 60m+	526
Yachts 80m+	173
Yachts 100m+	68

Financial intelligence

Financial figures combine known approximate yacht values where available with editorial fallback estimates by length band. They are market-intelligence indicators only, not formal valuations or audited financial data.

Metric	Value
Yachts with known approximate value	20
Total known approximate yacht value	€6.625bn
Estimated total fleet-value signal	€123.092bn
Estimated annual spend at 10%	€12.309bn
Estimated annual spend at 15%	€18.464bn
Estimated annual spend at 20%	€24.618bn

Financials by length band



Length band	Yachts	Estimated value	15% annual spend
Under 24m	188	€282.0m	€42.3m
24–29.9m	2,539	€8.886bn	€1.333bn
30–39.9m	2,536	€22.824bn	€3.424bn
40–49.9m	1,020	€20.400bn	€3.060bn
50–59.9m	395	€13.825bn	€2.074bn
60–69.9m	225	€12.375bn	€1.856bn
70–79.9m	128	€10.870bn	€1.630bn
80–89.9m	74	€8.935bn	€1.340bn
90–99.9m	31	€5.280bn	€792.0m
100m+	68	€19.415bn	€2.912bn

Length band	Yachts	Estimated value	15% annual spend
Unknown	172	€0	€0

Financials by builder

Estimated builder fleet value is calculated from linked yacht records using known values and fallback estimates by yacht size band.

Top builders by estimated fleet value		
Feadship		€10.769bn
Lürssen Yachts		€10.479bn
Benetti SpA		€5.758bn
Amels		€5.318bn
Oceanco		€4.178bn
Sanlorenzo		€3.322bn
Turquoise Yachts		€2.444bn
Abeking & Rasmussen		€2.366bn
CRN Yachts		€2.232bn
Heesen Yachts		€2.184bn
Perini Navi		€2.052bn
Sunseeker		€2.042bn

Builder	Yachts	Estimated fleet value	15% annual spend
Feadship	432	€10.769bn	€1.615bn
Lürssen Yachts	57	€10.479bn	€1.572bn
Benetti SpA	276	€5.758bn	€863.8m
Amels	95	€5.318bn	€797.7m
Oceanco	34	€4.178bn	€626.6m
Sanlorenzo	411	€3.322bn	€498.3m
Turquoise Yachts	36	€2.444bn	€366.6m
Abeking & Rasmussen	46	€2.366bn	€355.0m
CRN Yachts	73	€2.232bn	€334.7m
Heesen Yachts	98	€2.184bn	€327.6m
Perini Navi	64	€2.052bn	€307.7m
Sunseeker	340	€2.042bn	€306.4m
Azimut Yachts	313	€1.954bn	€293.0m
Custom Line	206	€1.716bn	€257.5m
Blohm & Voss GmbH	9	€1.635bn	€245.2m
Codecasa	75	€1.446bn	€216.9m
Damen Yachting	30	€1.365bn	€204.8m

Builder	Yachts	Estimated fleet value	15% annual spend
Overmarine Group SPA	121	€1.332bn	€199.8m
Royal Huisman	51	€1.124bn	€168.5m
Nobiskrug	10	€1.025bn	€153.8m

Service market opportunity

The superyacht economy supports refit yards, marinas, brokers, managers, suppliers, crew services, engineering firms, interior specialists, AV/IT providers, provisioning companies and destination services. Fleet size, yacht age and yacht length are key indicators of opportunity.

Sector	Opportunity signal
Refit yards	Ageing yachts, paint, engineering, lifecycle maintenance and major refit windows.
Marinas and ports	Berth-size demand, large-yacht infrastructure, crew access and destination support.
Technical suppliers	Machinery, electrical, hydraulic, propulsion, stabiliser and system-support demand.
Interior suppliers	Interior refresh, soft goods, hotel services, guest-area upgrades and owner changes.
Brokers and managers	Fleet age, builder data, size profiles and market-positioning signals.

Methodology and limitations

This report is generated from the Superyacht Guide yacht database. Figures may change as yacht records, builder links, values, dimensions, images and verification status are updated.

Estimated value and operating-spend figures are editorial market-intelligence indicators only. They are not audited financial data, formal valuations, sale prices, insured values, tax advice, investment advice, technical survey findings, class approval or proof of seaworthiness.

The report may include draft or unpublished yacht records where these records exist in the structured database. Public fleet visibility is controlled separately from database inclusion.

Contact and custom reports

For corrections, data updates, advertising, media-kit enquiries and custom intelligence reports, contact Superyacht Guide through the website.

Website: www.superyachtguide.com

Intelligence: www.superyachtguide.com/superyacht-intelligence/